



# SOCIAL PROTECTION FOR WOMEN'S ECONOMIC EMPOWERMENT

Lessons from *Inua Jamii*

FEBRUARY 2022





Image Source: UON WEE HUB

INUA JAMII PROGRAM





# Contents

ABOUT THE POLICY BRIEF	4
INTRODUCTION	4
KEY FINDINGS	6
TARGETING AND IDENTIFICATION OF THE PROGRAM ON THE BENEFICIARIES	

## POLICY BRIEF

# SOCIAL PROTECTION FOR WOMEN'S ECONOMIC EMPOWERMENT: LESSONS FROM INUA JAMII PROGRAM

## About the Policy Brief

This policy brief is the outcome of research conducted by the Women Economic Empowerment (WEE) HUB, African Women Studies Center, University of Nairobi in four Counties namely: Nairobi, Nakuru, Kiambu and Kitui. The research aimed at using the example of *Kazi Mtaani* and *Inua Jamii* programs to evaluate the lessons that can be learnt from social protection safety nets for future disaster preparedness for WEE. This policy brief distills the key findings, policy implications and recommendations related to Inua Jamii. Data collection entailed both qualitative and quantitative methods. The quantitative study involved 994 participants from the four Counties out of which 180 participants were Inua Jamii beneficiaries. On the other hand, in order to collect qualitative data, a total of 19 Focus Group Discussions and 77 Key Informants interviews were conducted.

The findings revealed that the Inua Jamii program has had an impact on the lives of the beneficiaries with more than 95% of the beneficiaries reporting that they use the cash transfer on food. Another greater percentage of the beneficiaries (47.8%) reported that they use the cash transfer on medical expenses. However, about 73.9% of the beneficiaries noted that the cash transfer is not enough because their expenses exceed the amount they receive. In addition, the beneficiaries noted that the program has had some challenges especially relating to access to information with some research participants noting that the mode of communication is not satisfactory and recommended that the means of communication used should be one that reaches a large group target group and on time. They added that they have had issues with inconsistency in the cash transfer disbursement which makes it hard to predict when

they will receive the amount and this in turn affects their financial decisions and their credit ability.

## INTRODUCTION

The Inua Jamii Cash Transfer Programme is the Government of Kenya's (GoK's) flagship National Safety Net Program (NSNP) under the Ministry Of Labour & Social Protection and Ministry of Devolution and ASAL (MoDA) for the beneficiaries of: Cash Transfer for Orphans and Vulnerable Children (CT-OVC); Older Persons Cash Transfer (OPCT); Persons with Severe Disabilities Cash Transfer (PWSD-CT); and, Hunger Safety Net Programme (HSNP) (Ministry of Labour and Social Protection; State Department for Social Protection, 2021). The Cash Transfer to Orphans and Vulnerable Children Programme was started in 2004 as a pilot covering 500 households in 3 districts. The Cash Transfer to Older Persons was started in 2007 in order to provide regular and predictable cash transfer to vulnerable older persons in identified households. In addition to this, the Government started a universal programme focusing on all elderly persons aged above 70 in July 2017 in order to eliminate the exclusion and marginalization, while increasing coverage. Cash Transfer to Persons with Severe Disabilities was started in 2010 to enhance the capacities of caregivers to improve the livelihoods of persons with severe disabilities. Inua Jamii reaches out to the beneficiaries of CT-OVC, OPCT, PWSD in all 47 counties but for HSNP, the program only serves the counties of Turkana, Marsabit, Mandera and Wajir in Northern Kenya.



## Methodology

The study took place in Nakuru, Nairobi, Kiambu and Kitui Counties. These study sites were selected because the four selected Counties were among the first Counties where *Kazi Mtaani* programme and Inua Jamii programmes were piloted. To determine sample size for quantitative data, the study employed the Cochran formula to determine ideal sample i.e.  $n = z\alpha/22 (p) (1-p)/c2$  and adjusted for a small population.

$z\alpha/2$  is the critical value for a given level of confidence ( $\alpha$ );  $p$  is the proportion of occurrence in the population while  $c$  is the confidence interval/precision. Using 90% confidence level,  $\pm 0.05$  confidence interval and 50% as a % of occurrence;

$$n = 1.6452(0.5)(0.5)/0.052 = 269$$

Adjusting for small population  $n_0 = n/(1+(n-1)/N) = 250$

Therefore 250 participants were targeted from each County. However, the response rate was 994 out of which 180 were Inua Jamii beneficiaries. The sampling strategy was a stratified sampling to include the *Kazi mtaani* and *Inua Jamii* programmes target population. These participants were drawn from both formal and informal settlements, and they included both beneficiaries and non beneficiaries of *Kazi Mtaani* and *Inua Jamii* programmes with specific target groups of youths, the elderlies, persons living with disabilities, orphans and vulnerable children who are the target group for *Kazi Mtaani* and *Inua Jamii* programs. A digitalized Survey questionnaire was administered by KNBS Enumerators. The data was cleaned and analyzed using SPSS for quantitative data analysis. On the other hand, the qualitative data was collected using FGD Guides and KII guides and a total of 19 FGDs and 77KIIs were conducted. The interviews were recorded and the audios were transcribed. The data from the transcribed audios was then coded using Nvivo and a report that was used to identify the recurring themes and the key issues.



The findings revealed that the Inua Jamii program has had an impact on the lives of the beneficiaries with more than 95% of the beneficiaries reporting that they use the cash transfer on food.

## KEY FINDINGS

### TARGETING AND IDENTIFICATION OF THE PROGRAM ON THE BENEFICIARIES

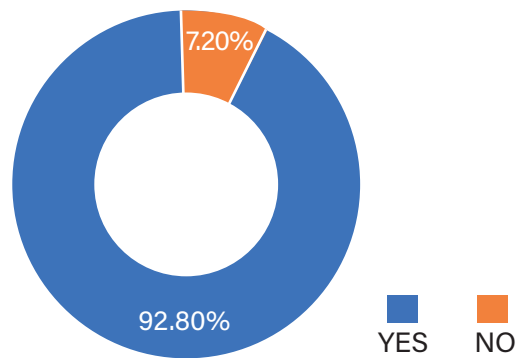
#### Selection Criteria

Both quantitative and qualitative research sought to know how the beneficiaries of Inua Jamii were recruited into the program and they gave varying responses. Some of them noted that they were recruited through community policing whereby a baraza was organized and they were presented to the community for recommendation. Others noted that they were automatically registered by their local authority due to their age while others noted that they were registered by Nyumba Kumi leaders.

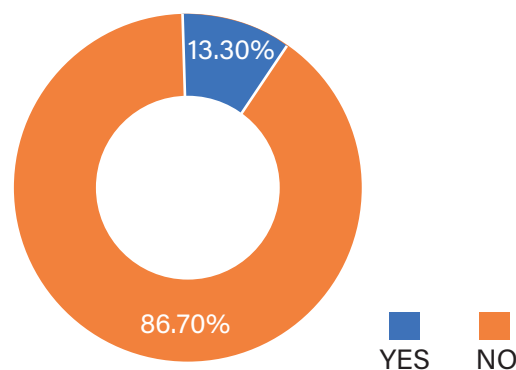
#### Satisfaction with Selection Criteria

The beneficiaries were further asked whether or not were satisfied with selection criteria and 92.8 % of them noted that the criteria used for recruitment was satisfactory. The rest 7.2 % said they were not satisfied.

Percentage of the Inua Jamii who were satisfied with selection Criteria



Percentage of Inua Jamii Beneficiaries who had difficulties while registering into the program





Those who said they were not satisfied were further asked to explain the reason for dissatisfaction and some noted that not all the deserving cases have been considered for recruitment especially for the Persons Living with Disabilities and even the elderly some noted that there are elderly above 70 years and they have not been recruited in the system. Others noted that there has been nepotism and the local authorities mostly give their friends and relatives the first priorities when they are carrying out such an exercise.

### Difficulties experienced by the beneficiaries during registration

The beneficiaries were further asked whether they experienced any difficulties during the registration into the program and the greatest percentage (86.7%) said they did not experience any difficulty. Only a small percentage of 13.3% said they had difficulties. When they were asked to cite the kind of difficulties, they noted that they had issues getting

the information, other noted that they had difficulties accessing the chiefs' offices while others noted that the process was long and tedious as they had to queue for long waiting to be presented to the public for recommendation

### Source of information about the programme.

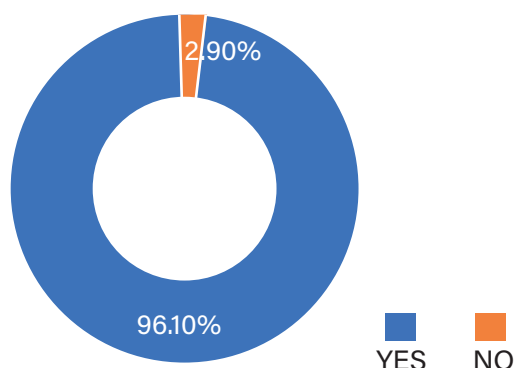
The beneficiaries were further asked how they learnt about the program and results presented in the table below. The results shows that most of the Inua Jamii beneficiaries learnt about the program for the local authority with 68.9% saying so, followed by those who said they learnt about it from relatives and friends. Others, 19.4% said they learnt about it from their peers, 13.9% from the mainstream media, 11.1% from advertisements/posters, 2.2% from reading the pamphlets from the implementing institution 1.1% from the social media while 6.7% reported that they learnt about it from other sources.

Source of information	%
Mainstream media (Radio, T.V, newspaper)	13.9
Advertisements/posters	11.1
Peers	19.4
Local Authority	68.9
Relatives and friendly	30.0
Social media	1.1
Information pamphlet from implementing institution	2.2
Other sources	6.7

### Whether the program the program has benefited the targeted group

The beneficiaries were asked whether the program do benefit the targeted group or not and majority of them (96.1%) said it does. Only a small percentage of 2.9% said they program does not benefit the targeted group as shown in the pie chart below.

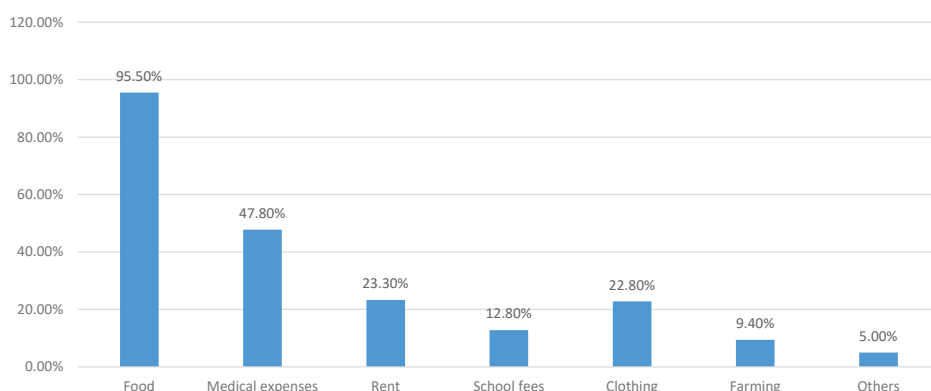
Whether the Inua Jamii Program do benefit the targeted group



## How the beneficiaries used the Cash transfer

The beneficiaries were asked how they spend the cash transfer and majority of them (95.5%) noted that they use it to buy food. Another greater percentage (47.8%) reported that they spend the cash transfer to cater for their medical expenses.

How Inua Jamii Beneficiaries used the Cash Transfer



## How the beneficiaries spent the cash transfer by Marital status

The relationship between marital status and how the Inua Jamii spent their cash transfer was established and results put in the table below. The table shows that majority of the beneficiaries regardless of their marital status used the cash transfer on food. The table also shows that more than half of the widowed beneficiaries and those who were single also used the cash transfer on medical expenses.

Marital Status	Food	Medical expenses	Rent	School fees	Clothing	Farming	Others
Married	95.8%	35.2	31.0%	15.5%	18.3%	9.9%	4.2%
Widowed	95.0%	58.8%	12.5%	8.8%	27.5%	10.0%	2.5%
Single	90.9%	54.5%	31.8%	18.2%	27.3%	4.5%	13.6%
Divorced/ separated	100.0%	28.6%	42.9%	14.3%	0.0%	14.3%	14.3%



## How Inua Jamii beneficiaries used the cash transfer by gender.

The relationship between gender and how the beneficiaries used the cash transfer did not show much variation except on the percentage of the beneficiaries who used the cash transfer on clothing where 25.2% of the female beneficiaries reported to have used the cash transfer on clothing compared to 15.6% of the male beneficiaries who reported the same.



Image Source: UON WEE HUB

Gender	Food	Medical expenses	Rent	School fees	Clothing	Farming	Others
Male	95.6%	44.4	24.4%	13.3%	15.6%	4.4%	4.4%
Female	94.8%	48.9%	23.0%	12.6%	25.2%	11.1%	5.2

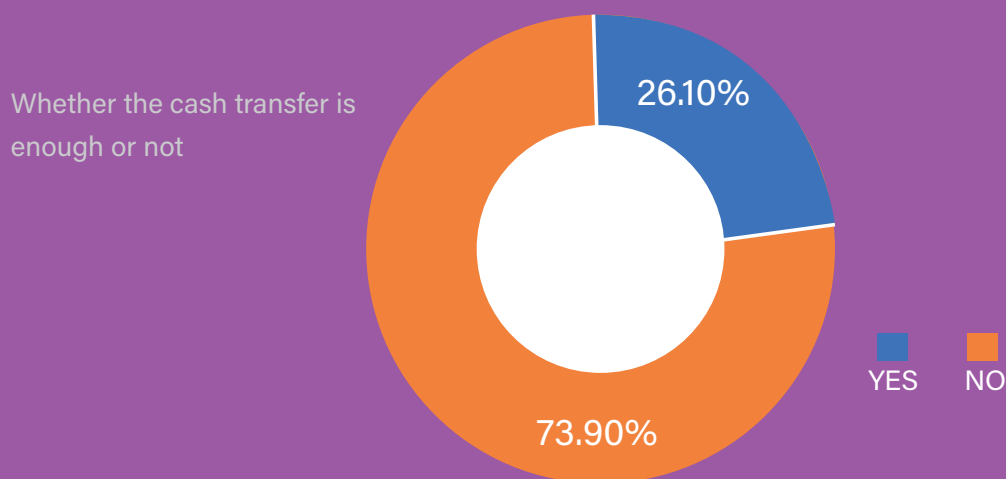
Some of the beneficiaries have double vulnerability since they are elderly and living with disability and the government should come up with a strategy to cater for such cases



Image Source: <http://www.dreamstime.com>

## Whether the Cash transfer is enough


The beneficiaries were further asked whether the cash transfer they receive is enough or not and majority of them 73.9% said it is not enough as illustrated in the chart below.



## Policy implication and recommendations for Inua Jamii program

1. There has not been a consistent disbursement of the cash transfers to the beneficiaries making them uncertain on when they should expect the money. The government should come up with a consistent program on the duration that the cash transfer should take from one disbursement to another to avoid unnecessary delays.
2. The greatest percentage noted that the money is not enough as compared to their needs and therefore the government should consider increasing the amount considering even the high cost of living and that the majority of the beneficiaries cannot work because they are either elderly or living with severe disability.
3. Some of the beneficiaries have double vulnerability since they are elderly and living with disability and the government should come up with a strategy to cater for such cases
4. Information gap has been in existence where some of the beneficiaries noted that they either did not get the information, or they got it late. Therefore the government should ensure information dissemination should be well structured to ensure that all the targeted groups receives it .
5. Households with more than one vulnerable persons should be considered since their vulnerability is higher as compared to other households with only one vulnerable person.
6. Health care for the Inua Jamii beneficiaries should be made a priority as results showed almost 49% of the beneficiaries use the cash transfer to cater for medical expenses.





**Households with more than one vulnerable persons should be considered since their vulnerability is higher as compared to other households with only one vulnerable person.**





This policy brief is the result of research conducted by the Women's Economic Empowerment Hub, African Women Studies Centre, University of Nairobi. The objective of the research was to evaluate the lessons that can be learnt from Kenya Government's Economic Stimulus packages on social protection safety nets for future disaster preparedness for women's economic empowerment